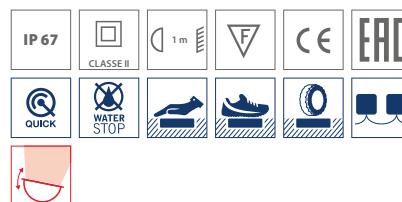


CRICKET 168+

design by SILVIA PAOLA PENNACCHIO



- AN-96 / Anthracite gray / Textured
- INOX / Stainless steel / Matt

Range of Class II in-ground fixtures, comprising:

- Reinforced, heat stabilized technopolymer housing
- Flat toughened glass diffuser
- High-transparency polycarbonate lenses for best light transmission
- One piece, anti-ageing silicone gasket with high flexibility and resiliency
- Die-cast aluminium trim painted
- Die-cast aluminium trim painted after chemical preparation of the surface coated with AISI 316 stainless steel (versions INOX)
- Mains connection device WATER STOP
- The LED versions use high power LEDs mounted on an aluminium heat sink
- Stainless steel locking screws
- Technopolymer recessed rough-in kit
- Rough-in kit fixing system designed for a safe installation even when it is not perfectly flush with the floor
- Floor mounted luminaires are subject to harsh conditions during use. For proper function and safety, they must be correctly installed by qualified personnel and according to the installation instructions
- Do not install luminaires in sunken areas
- Effective water drainage must be prepared with a gravel bed of at least 30 cm

- If the luminaire is accessible to the public, ensure that the temperature of the glass, specified on the side of every version, is compatible with the pertinent local installation standards
- 360° horizontal adjustability of the luminaire
- On request, it is possible to have versions with a precision-cast stainless steel ring.



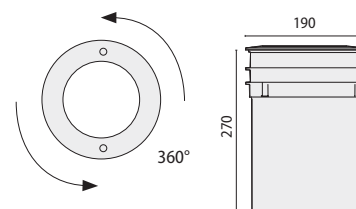
CRICKET 168+
LED C/I



CRICKET 168+
LED ELL



Precision-cast stainless steel trim
(on request)



CRICKET 168+ LED C/I

IK09 16J xx7

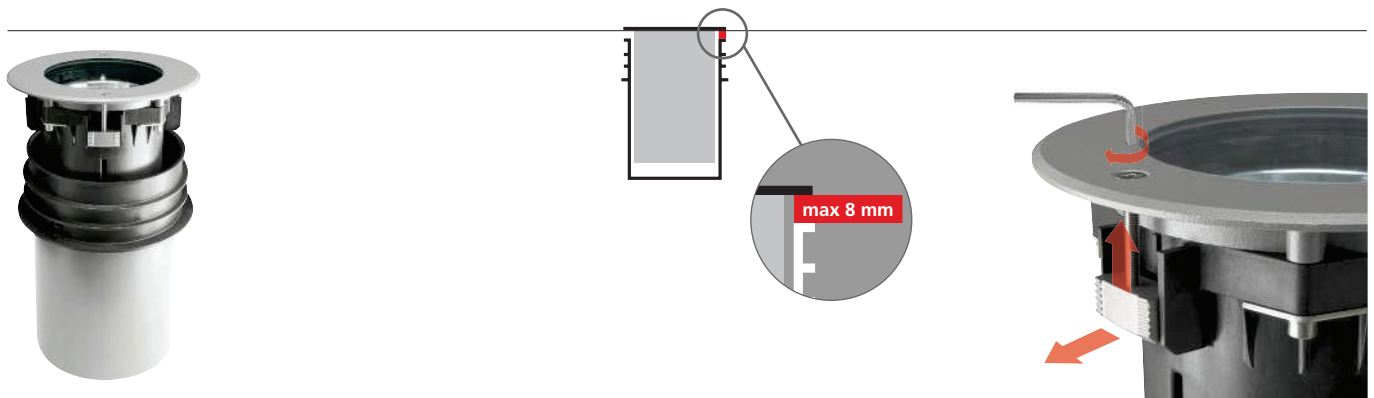

LAMPHOLDER	WATTAGE	CLASS	CRI	KELVIN	COS ϕ $\geq 0,9$	OPTIC	OPTIC BEAM	LIGHTSOURCE LUMEN OUTPUT	LUMINAIRE LUMEN OUTPUT	L	B	LIFETIME	COLOUR/ RAL	PART NUMBER
Power LED 220-240 V 50/60 Hz														
LED	10 W	II	65	6000	C/I	-		600 lm	345 lm	80	10	50000 h	●	06015296
LED	10 W	II	85	3000	C/I	-		540 lm	193 lm	80	10	50000 h	●	06015396
LED	10 W	II	65	6000	C/I	-		600 lm	345 lm	80	10	50000 h	●	06017704
LED	10 W	II	85	3000	C/I	-		540 lm	193 lm	80	10	50000 h	●	06017804



CRICKET 168+ LED ELL

IK09 16J xx7

LAMPHOLDER	WATTAGE	CLASS	CRI	KELVIN	COS ϕ $\geq 0,9$	OPTIC	OPTIC BEAM	LIGHTSOURCE LUMEN OUTPUT	LUMINAIRE LUMEN OUTPUT	L	B	LIFETIME	COLOUR/ RAL	PART NUMBER
Power LED 220-240 V 50/60 Hz														
LED	10 W	II	65	6000	ELL	10°x50°		600 lm	327 lm	80	10	50000 h	●	06017396
LED	10 W	II	85	3000	ELL	10°x50°		540 lm	192 lm	80	10	50000 h	●	06017496
LED	10 W	II	65	6000	ELL	10°x50°		600 lm	327 lm	80	10	50000 h	●	06018104
LED	10 W	II	85	3000	ELL	10°x50°		540 lm	192 lm	80	10	50000 h	●	06018204



The luminaires are designed to prevent humidity and condensation inside the luminaire bodies under particular thermal conditions.



The QUICK versions allow quick installation of the product. They are supplied with lamp assembled, and with WaterStop device. It is therefore not necessary to open the luminaire, but simply connect external power to have a working luminaire.

CRICKET 168+

